



## How to Connect to the Courthouse Public Network with a Network Cable

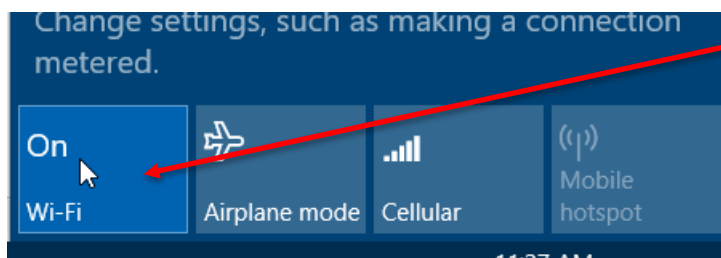
Network cables are located at counsel tables. Plug in the end of the network cable into the laptop (see picture below). No other configuration is required.



## How to Connect to the Courthouse Public Network (Wi-Fi)

### To Connect:

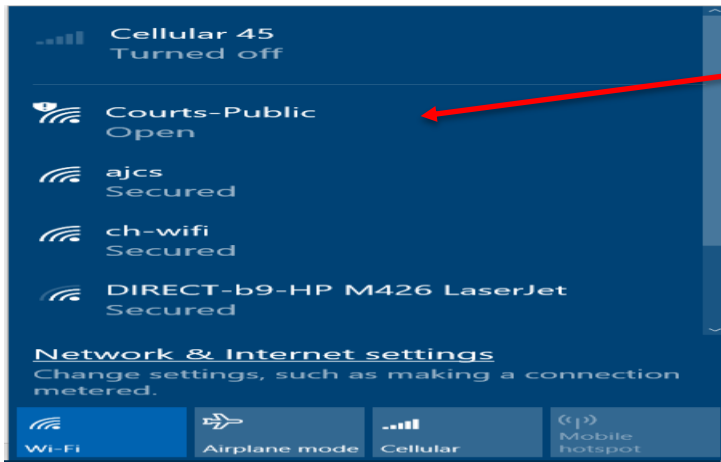
Click on “Wi-Fi”, the button will change to “On”.



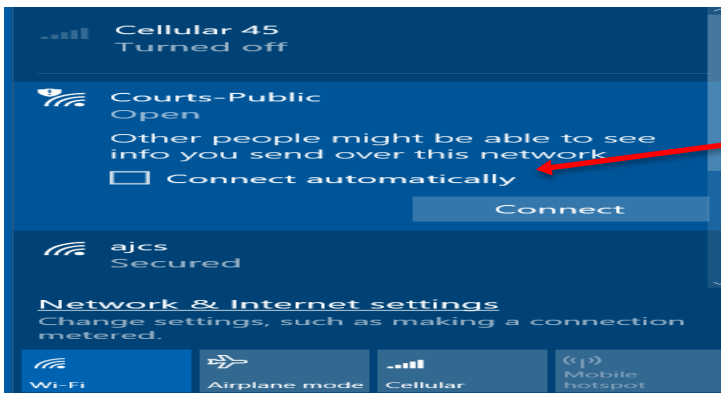
Click Wi-Fi



You should see the list of available Wi-Fi networks. Select Courts Public.



Checkoff “Connect automatically” and select the Connect button



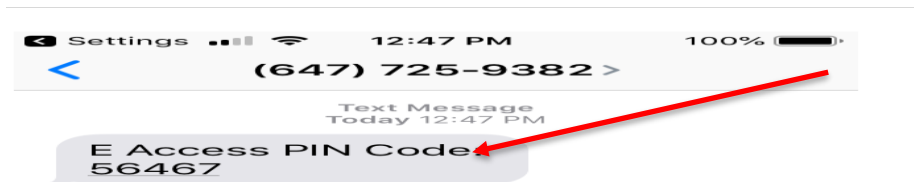
The following web page should open on your device: [https://wireless.albertacourts.ca/captive-portal?destination\\_url=http://www.msftconnecttest.com/redirect](https://wireless.albertacourts.ca/captive-portal?destination_url=http://www.msftconnecttest.com/redirect).

The page contains the Terms of Service and starts the registration process. When the Terms of Service have been reviewed click on the “I accept the terms” button.



You will then be prompted for a mobile (cell) phone number that is capable of receiving SMS text messages. Enter all 10 digits of the number without brackets, dashes or spaces and then click on “Continue”.

You will receive a text message with the PIN Code required to register the device with the Courts network, see example below.





# Alberta Court of Appeal

Enter the Pin Code (no spaces) and select Continue.

Enter PIN Code

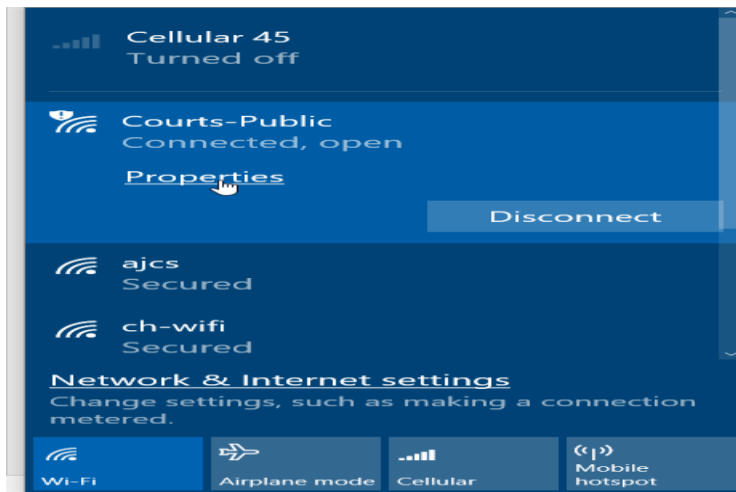
Select Continue

As access is established you will see the following message.

The public facing home page for the Alberta Courts website will open.



When connected the Wi-Fi network dialog box should appear as follows.

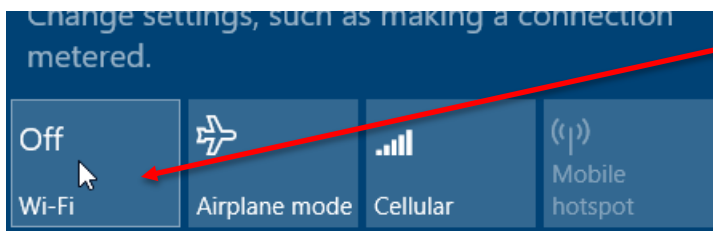


### To Disconnect:

Click on “Wi-Fi” and then click on the “Disconnect” button.



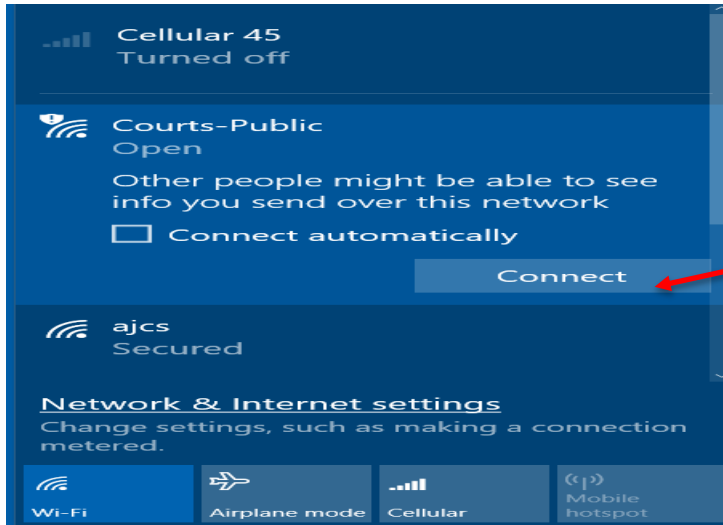
To disable Wi-Fi, click on the “Wi-Fi” button to turn off.





**To Reconnect:**

Turning the Wi-Fi on while in range of the Courts Public system should automatically connect your laptop. If not, check the list of available networks and select “Connect”.



Connect

Please note that your registration with The Courts Public network will expire ninety (90) days after the last use.